



# Welcome!

The purpose of today's meeting is to:


- 1** Introduce you to the details of the Camp Hall Rail project.
- 2** Answer your questions and receive your comments.
- 3** Get specific information about your property and what is most important to you.



# What is the Camp Hall Rail Project?


A new industrial rail line to serve the Camp Hall Commerce Park in Berkeley County, South Carolina. This line will:

1




Connect Camp Hall Commerce Park to existing railroad right-of-way, near the Santee Cooper Cross Generating Station in Berkeley County.

2

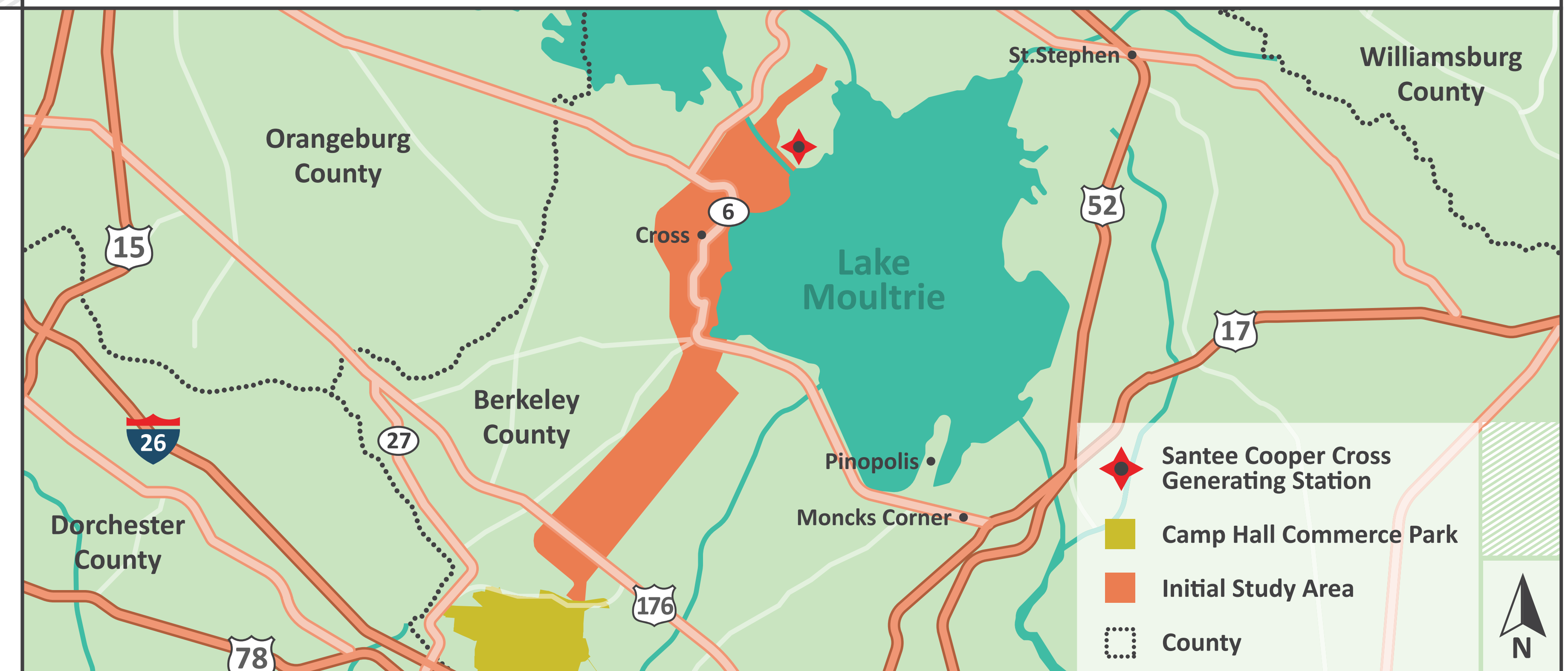


Have the potential to open the door to greater economic development efforts to support the State of South Carolina.

3



Be constructed, owned, and operated by Palmetto Railways.





# What is Palmetto Railways?



**State-owned enterprise agency.**

**Operates as a Class III short line railroad.**

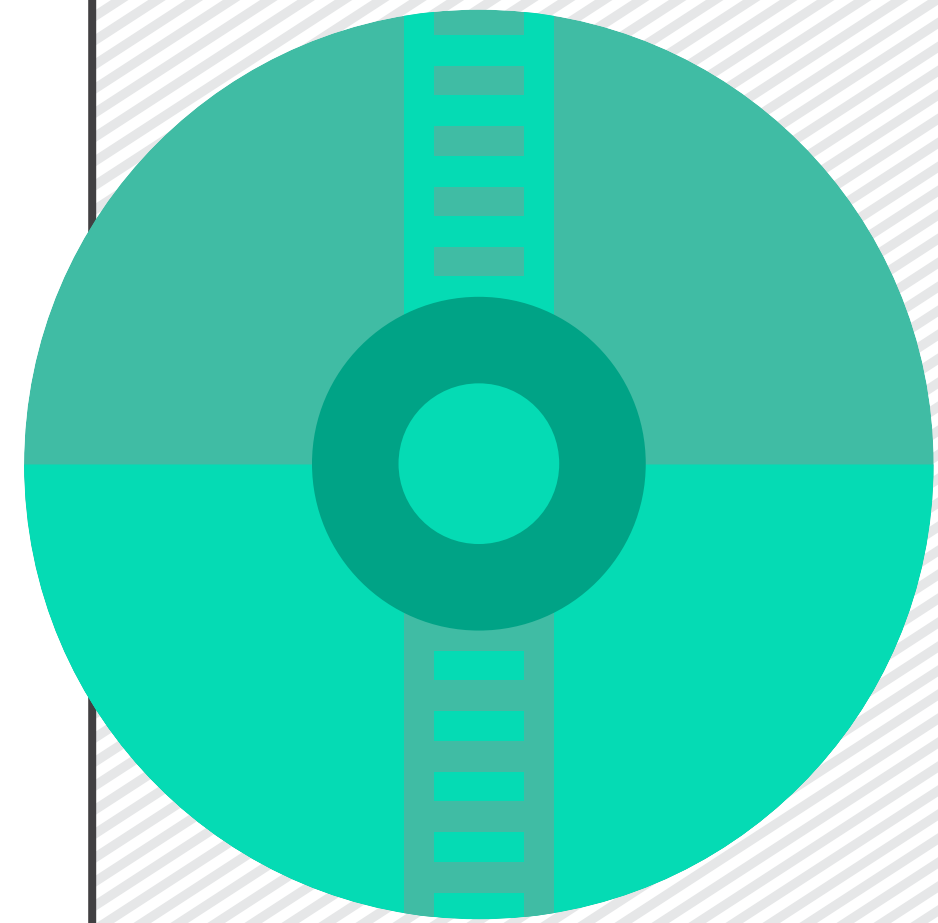
**Services include rail car switching, line-haul and storage, locomotive repair and leasing, track maintenance and construction, and economic development in the region.**



# Camp Hall Rail


## Why are we doing this project?

1



To provide access to existing rail infrastructure near the Santee Cooper Cross Generating Station.

2



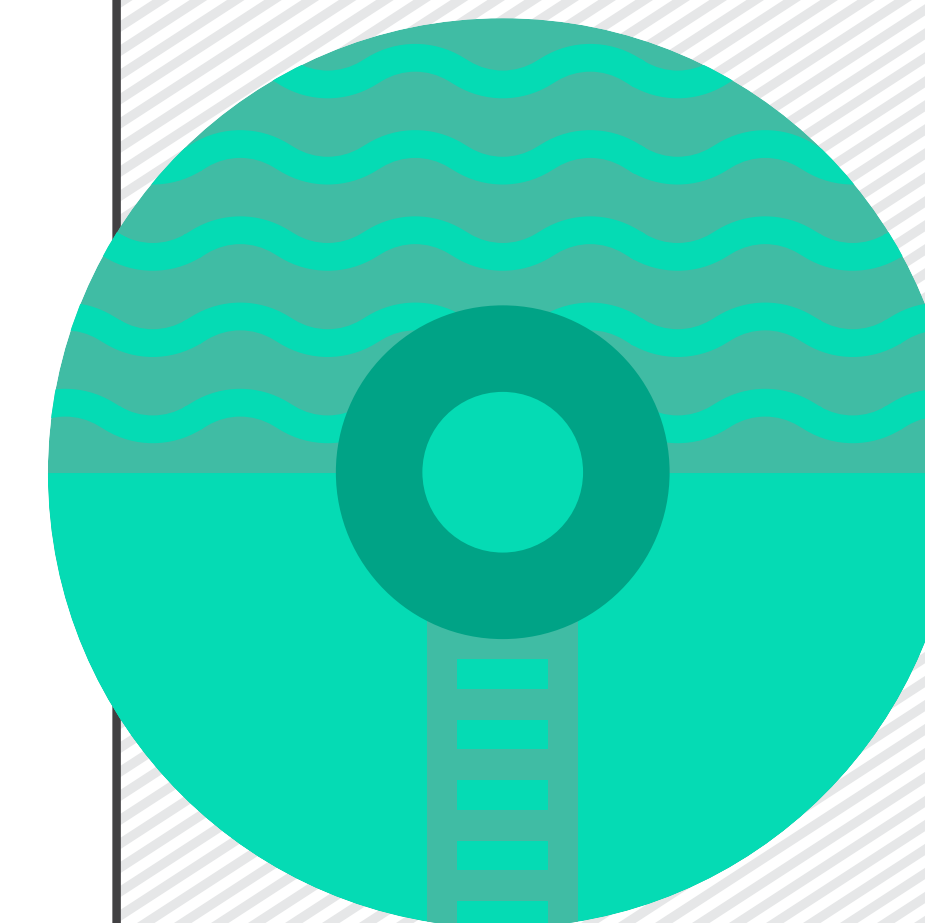
To support Camp Hall Commerce Park and its future industries.

3



To facilitate the development of the entire Camp Hall area.

4

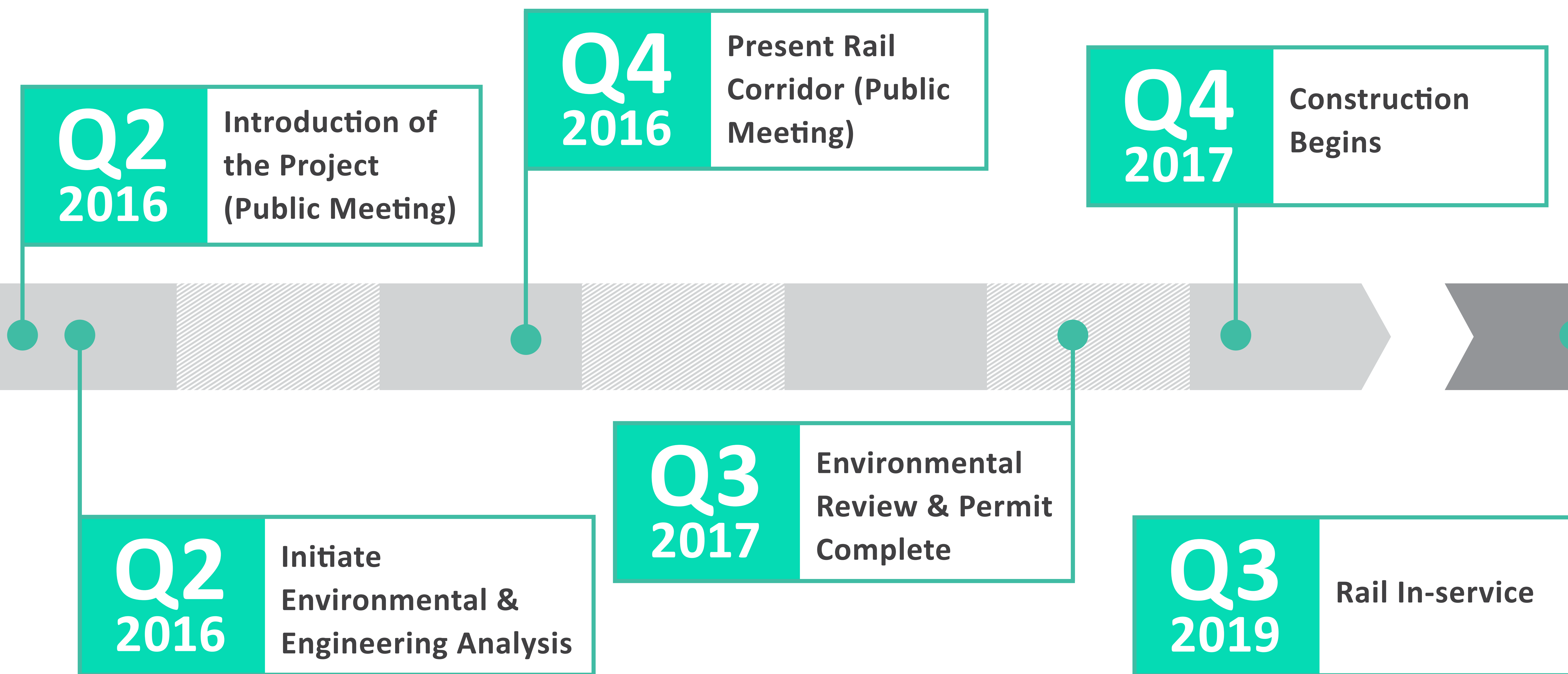


To provide an alternate mode of freight transportation for current and future tenants of Camp Hall Commerce Park.



# Project Schedule

When will this project be constructed?



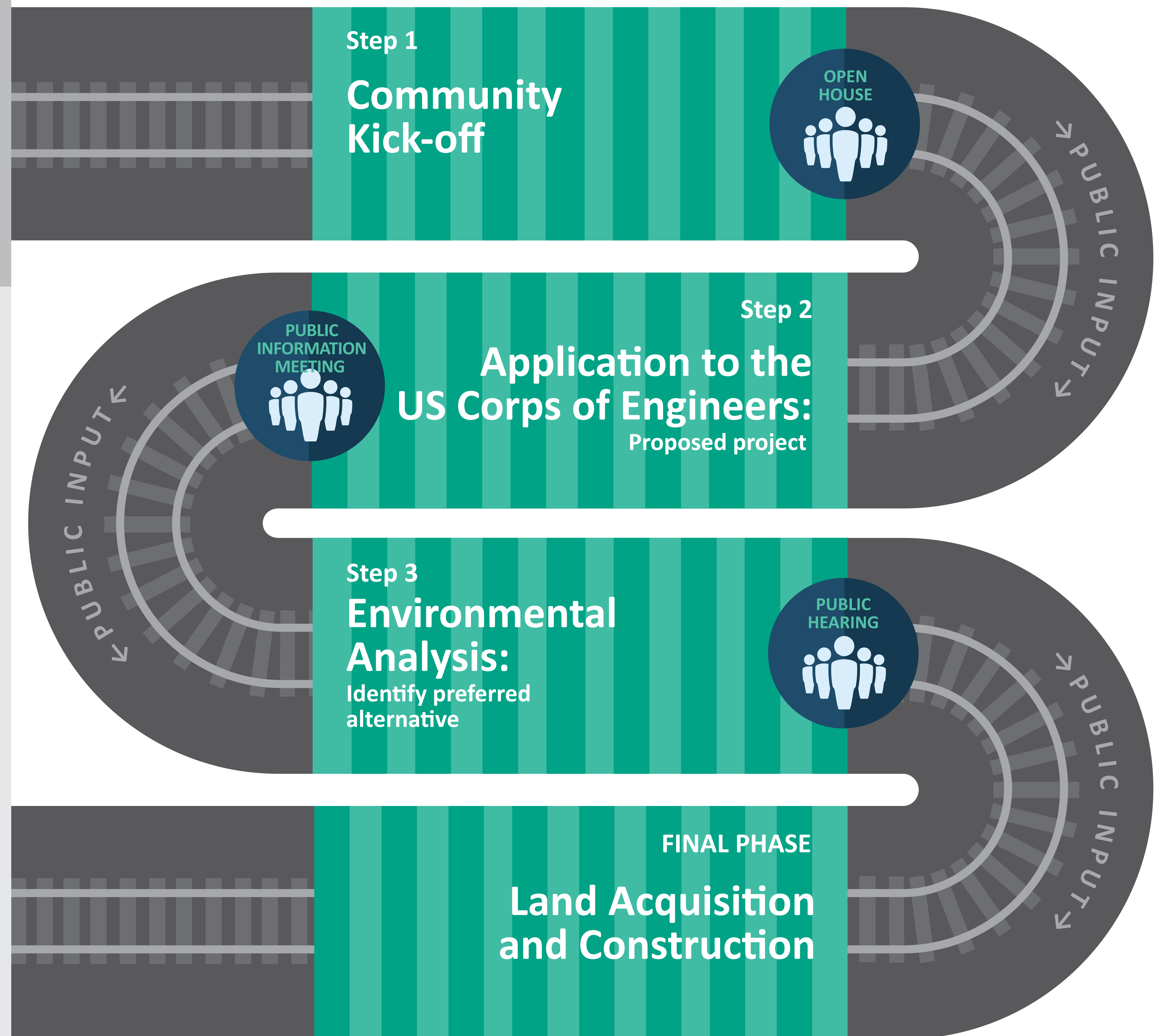


# Rail Location

How will the location for the new rail line be identified?

## PUBLIC INPUT





















- Project website
- Social media
- Hotline
- Public meetings
- Online meeting
- Agency coordination
- Stakeholder consultation





# Rail Location Criteria

What do we consider when identifying the location for the new rail line?

 <b>Agricultural operations</b>	 <b>Constructability</b>	 <b>New &amp; platted developments</b>	 <b>Threatened and endangered species</b>
 <b>Air quality</b>	 <b>Costs</b>	 <b>Noise</b>	 <b>Wetlands/ waterways</b>
 <b>Airport &amp; air strips</b>	 <b>Existing/ planned utilities</b>	 <b>Other residences/ homes/ structures</b>	 <b>Wooded areas</b>
 <b>Businesses</b>	 <b>Floodplains</b>	 <b>River crossing feasibility</b>	 <b>Wells</b>
 <b>Cemeteries</b>	 <b>Structures within the rail corridor</b>	 <b>State and Federal lands</b>	
 <b>Churches, schools, parks</b>			



# Contact Us



**Call us at:**

**843-501-0035**



**Email us at:**

**info@palmettorailwayscamphallrail.com**



**Visit us at:**

**PalmettoRailways.com**

